

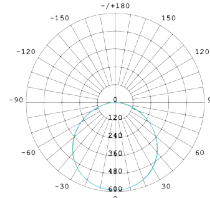
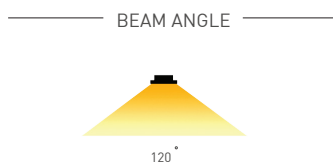
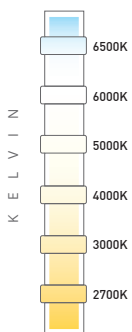


FEATURES

- Housing: Aluminium casting powder coated.
- Diffuser: PMMA Opal
- Light Source: BridgeLux USA
- Life Span: 50,000 Hrs
- Operating Temp: -20°C to 50°C

Manufactured in accordance with all International Standards

Product Model	Total Power	Lumen	CCT	Dimension
LM-001-PLCICW-45W	45W	4500 Lm	6000K	298x1198xH12mm
LM-001-PLCINW-45W	45W	4500 Lm	4000K	298x1198xH12mm
LM-001-PLCIWW-45W	45W	4500 Lm	3000K	298x1198xH12mm
LM-001-PLCICW-60W	60W	6000 Lm	6000K	298x1198xH12mm
LM-001-PLCINW-60W	60W	6000 Lm	4000K	298x1198xH12mm
LM-001-PLCIWW-60W	60W	6000 Lm	3000K	298x1198xH12mm



Description

Lyte Master Classique LED panel lights are recessed/suspended with edge-lit LED luminaire. LED driver, DALI dimmable. Class II electrical, IP40 - IP20, Impact strength: IK02. Body: sheet steel, finished white. Diffuser: UV-stabilised polycarbonate diffuser. The anodized frame is stylish and fashionable with everlasting color. It has a standard beam angle of 120°. The product is compatible with all leading sensor brands with dimming options in 0-10V or DALI.

Area of Application

Meeting Rooms, Offices & Supermarkets



IP40	DALI	1-10 DIMMING	PHASE DIMMING
LM-80	LED	SMD	
CRI >90	RoHS	CE	Series Wiring
100-240V 50/60Hz			
LED DRIVERS	MW	TRIDONIC	Lyte Master