

## FEATURES

- Housing: Extruded aluminum powder coated.
- Diffuser: PMMA Opal
- Light Source: BridgeLux USA
- Life Span: 50,000 Hrs
- Operating Temp: -20°C to 50°C

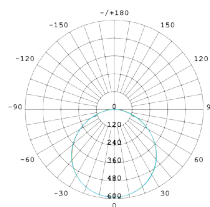
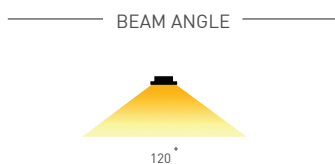
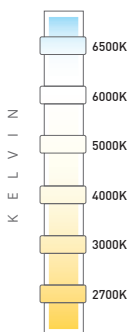
Manufactured in accordance with all International Standards

Dimension  
598 X 598 X H 12 mm

Dimension  
595 X 595 X H 12 mm



Product Model	Total Power	Lumen	CCT	Dimension
LM-001-PLCUCW-32W	32W	3200 Lm	6000K	600x600mm
LM-001-PLCUNW-32W	32W	3200 Lm	4000K	600x600mm
LM-001-PLCUWW-32W	32W	3200 Lm	3000K	600x600mm
LM-001-PLCUCW-36W	36W	3600 Lm	6000K	600x600mm
LM-001-PLCUNW-36W	36W	3600 Lm	4000K	600x600mm
LM-001-PLCUWW-36W	36W	3600 Lm	3000K	600x600mm
LM-001-PLCUCW-40W	40W	4000 Lm	6000K	600x600mm
LM-001-PLCUNW-40W	40W	4000 Lm	4000K	600x600mm
LM-001-PLCUWW-40W	40W	4000 Lm	3000K	600x600mm
LM-001-PLCUCW-50W	50W	5000 Lm	6000K	600x600mm
LM-001-PLCUNW-50W	50W	5000 Lm	4000K	600x600mm
LM-001-PLCUWW-50W	50W	5000 Lm	3000K	600x600mm



## Description

Lyte Master Accent LED slim panel light are recessed with edge-lit LED luminaire. LED driver, DALI dimmable. Class II electrical, IP40 - IP20, Impact strength: IK02. Body: sheet steel, finished white. Diffuser: UV-stabilised polycarbonate diffuser. The anodized frame is stylish and fashionable with everlasting color. It has a standard beam angle of 120°. The product is compatible with all leading sensor brands with dimming options in 0-10V or DALI.

## Area of Application

Kitchen, Offices, Factories, Villas & Supermarkets



IK02	IP44	DALI	1-10 DIMMING	PHASE DIMMING
LM-80	Energy Star	LED	SMD	
CRI >90	RoHS	CE	Series Wiring	
100-240V   50/60Hz				
LED DRIVERS	TRIDONIC	Lyte Master	LED CHIPS: BRIDGELUX, CREE	