



FEATURES

- Housing: Die-cast aluminum powder coated.
- Diffuser: Tempered glass, PMMA
- Light Source: BridgeLux USA
- Life Span: 50,000 Hrs
- Operating Temp: -20°C to 50°C
- Options: Photocell, 0-10V dimming, DALI Dimming.

Manufactured in accordance with all International Standards

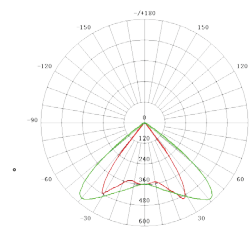
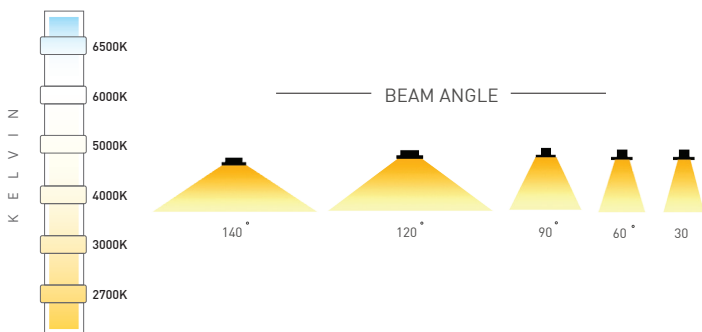
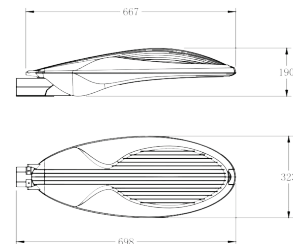
Product Model	Total Power	Lumen	CCT	Dimension LxWxH
LM-002-STN4CW-45W	45W	5850 Lm	6000K	698x323x190mm
LM-002-STN4NW-45W	45W	5850 Lm	4000K	698x323x190mm
LM-002-STN4WW-45W	45W	5850 Lm	3000K	698x323x190mm
LM-002-STN4CW-60W	60W	7800 Lm	6000K	698x323x190mm
LM-002-STN4NW-60W	60W	7800 Lm	4000K	698x323x190mm
LM-002-STN4WW-60W	60W	7800 Lm	3000K	698x323x190mm
LM-002-STN4CW-80W	80W	10400 Lm	6000K	698x323x190mm
LM-002-STN4NW-80W	80W	10400 Lm	4000K	698x323x190mm
LM-002-STN4WW-80W	80W	10400 Lm	3000K	698x323x190mm
LM-002-STN4CW-100W	100W	13000 Lm	6000K	698x323x190mm
LM-002-STN4NW-100W	100W	13000 Lm	4000K	698x323x190mm
LM-002-STN4WW-100W	100W	13000 Lm	3000K	698x323x190mm

Description

Lyte Master Urban area light fixtures are suitable wherever there is a need to lighting up without the high cost of the electricity. The energy saving is important especially in this category of luminaire, and Urban matches exactly all the requirements in this field. The advanced LED technology provides high quality result with a guaranteed high luminous flux and a pleasant, comfortable, homogeneous light effect. It has a standard beam angle of 30°, 60°, 90°, 120° and 140°.

Area of Application

Street Light, Road Light & Area Lighting



IK10	DALI	1-10 DIMMING	PHASE DIMMING
IP66	LM-80	LED	SMD
CRI >90	RoHS	CE	Series Wiring
100~240V 50/60Hz			
LED DRIVERS	AMW	TRIDONIC	Lyte Master



FEATURES

- Housing: Die-cast aluminum powder coated.
- Diffuser: Tempered glass, PMMA
- Light Source: BridgeLux USA
- Life Span: 50,000 Hrs
- Operating Temp: -20°C to 50°C
- Options: Photocell, 0-10V dimming, DALI Dimming.

Manufactured in accordance with all International Standards

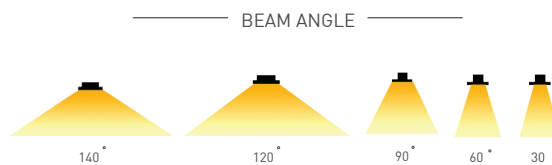
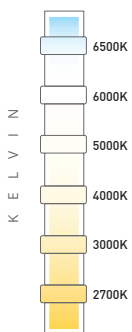
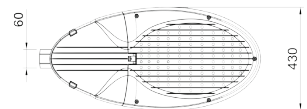
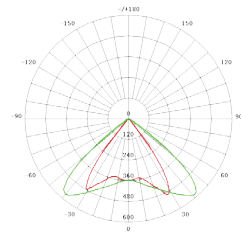
Product Model	Total Power	Lumen	CCT	Dimension LxWxH
LM-002-STN5CW-120W	120W	15600 Lm	6000K	964x430x241mm
LM-002-STN5NW-120W	120W	15600 Lm	4000K	964x430x241mm
LM-002-STN5WW-120W	120W	15600 Lm	3000K	964x430x241mm
LM-002-STN5CW-150W	150W	19500 Lm	6000K	964x430x241mm
LM-002-STN5NW-150W	150W	19500 Lm	4000K	964x430x241mm
LM-002-STN5WW-150W	150W	19500 Lm	3000K	964x430x241mm
LM-002-STN5CW-180W	180W	23400 Lm	6000K	964x430x241mm
LM-002-STN5NW-180W	180W	23400 Lm	4000K	964x430x241mm
LM-002-STN5WW-180W	180W	23400 Lm	3000K	964x430x241mm
LM-002-STN5CW-200W	200W	26000 Lm	6000K	964x430x241mm
LM-002-STN5NW-200W	200W	26000 Lm	4000K	964x430x241mm
LM-002-STN5WW-200W	200W	26000 Lm	3000K	964x430x241mm
LM-002-STN5CW-220W	220W	28600 Lm	6000K	964x430x241mm
LM-002-STN5NW-220W	220W	28600 Lm	4000K	964x430x241mm
LM-002-STN5WW-220W	220W	28600 Lm	3000K	964x430x241mm

Description

Lyte Master Urban area light fixtures are suitable wherever there is a need to lighting up without the high cost of the electricity. The energy saving is important especially in this category of luminaire, and Urban matches exactly all the requirements in this field. The advanced LED technology provides high quality result with a guaranteed high luminous flux and a pleasant, comfortable, homogeneous light effect. It has a standard beam angle of 30°, 60°, 90°, 120° and 140°.

Area of Application

Street Light, Road Light & Area Lighting



IK10	DALI	1-10 DIMMING	PHASE DIMMING
IP66	LM-80	LED	SMD
CRI >90	RoHS	CE	Series Wiring
100-240V 50/60Hz			
LED DRIVERS	TRIDONIC	Lyte Master	LED CHIPS: BRIDGELUX, CREE