



FEATURES

- Housing - Die cast aluminium powder coated
- Reflector - Anodized aluminum reflector
- Diffuser - Tempered frosted glass or clear tempered glass
- Light Source: BridgeLux USA
- Life Span: 50,000 Hrs
- Operating Temp: -20°C to 50°C

Manufactured in accordance with all International Standards

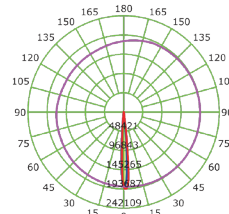
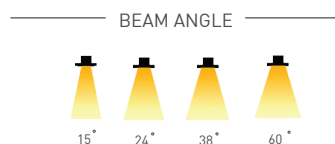
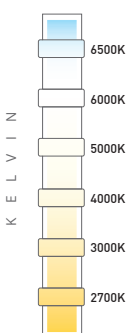
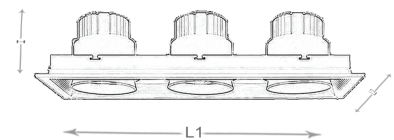
Product Model	Total Power	Lumen	CCT	Dimension L2xL1xH	Cut-Out
LM-004-CSMZ3CW-27W	27W	2700 Lm	6000K	116x324x90mm	100x300mm
LM-004-CSMZ3NW-27W	27W	2700 Lm	4000K	116x324x90mm	100x300mm
LM-004-CSMZ3WW-27W	27W	2700 Lm	3000K	116x324x90mm	100x300mm
LM-004-CSMZ3CW-45W	45W	4500 Lm	6000K	144x400x110mm	125x375mm
LM-004-CSMZ3NW-45W	45W	4500 Lm	4000K	144x400x110mm	125x375mm
LM-004-CSMZ3WW-45W	45W	4500 Lm	3000K	144x400x110mm	125x375mm
LM-004-CSMZ3CW-75W	75W	7500 Lm	6000K	164x462x113mm	145x440mm
LM-004-CSMZ3NW-75W	75W	7500 Lm	4000K	164x462x113mm	145x440mm
LM-004-CSMZ3WW-75W	75W	7500 Lm	3000K	164x462x113mm	145x440mm
LM-004-CSMZ3CW-105W	105W	10500 Lm	6000K	184x524x115mm	165x550mm
LM-004-CSMZ3NW-105W	105W	10500 Lm	4000K	184x524x115mm	165x550mm
LM-004-CSMZ3WW-105W	105W	10500 Lm	3000K	184x524x115mm	165x550mm

Description

Lyte Master Gamma Series are high quality aluminum heat sink to ensure ingenious shape and increase dissipation space. Dual anti-glare design, 360° adjustable, precision optical design, excellent solutions to replace the metal halide lamp. High quality isolated constant current driver. Dimming, intelligent control function for options.

Area of Application

Offices, Villas, Apartments, Stores & Malls



IP44	DALI	1-10 DIMMING	PHASE DIMMING
LM-80	energyplus	LED	COB
CRI >90	RoHS	CE	Series Wiring
85-265V 50/60Hz			
LED DRIVERS	MW	TRIDONIC	Lyte Master

LED CHIPS: bridgeLux, CREE, Lyte Master