



FEATURES

- Housing: Die Cast aluminum powder coated.
- Reflector: Aluminium
- Diffuser: Tempered Glass
- Light Source: BridgeLux USA
- Life Span: 50,000 Hrs
- Operating Temp: -20°C to 50°C

Manufactured in accordance with all International Standards

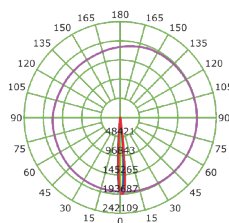
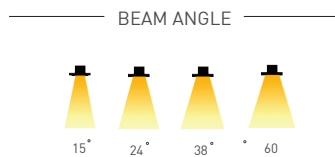
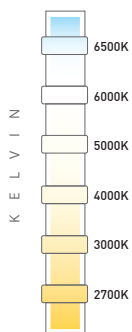
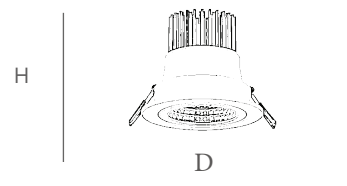
Product Model	Total Power	Lumen	CCT	Dimension	Cut-Out
LM-011-DLZ1LCW-15W	15W	1500 Lm	6000K	Dia:110xH93mm	Dia:95mm
LM-011-DLZ1LNW-15W	15W	1500 Lm	4000K	Dia:110xH93mm	Dia:95mm
LM-011-DLZ1LWW-15W	15W	1500 Lm	3000K	Dia:110xH93mm	Dia:95mm
LM-011-DLZ1LCW-20W	20W	2000 Lm	6000K	Dia:120xH93mm	Dia:105mm
LM-011-DLZ1LNW-20W	20W	2000 Lm	4000K	Dia:120xH93mm	Dia:105mm
LM-011-DLZ1LWW-20W	20W	2000 Lm	3000K	Dia:120xH93mm	Dia:105mm
LM-011-DLZ1LCW-30W	30W	3000 Lm	6000K	Dia:150xH103mm	Dia:135mm
LM-011-DLZ1LNW-30W	30W	3000 Lm	4000K	Dia:150xH103mm	Dia:135mm
LM-011-DLZ1LWW-30W	30W	3000 Lm	3000K	Dia:150xH103mm	Dia:135mm
LM-011-DLZ1LCW-40W	40W	4000 Lm	6000K	Dia:150xH118mm	Dia:135mm
LM-011-DLZ1LNW-40W	40W	4000 Lm	4000K	Dia:150xH118mm	Dia:135mm
LM-011-DLZ1LWW-40W	40W	4000 Lm	3000K	Dia:150xH118mm	Dia:135mm

Description

Lyte Master Beam Pro LED down light adopts qualified super bright LEDs as light source, which are stable, long life and have no UV & IR emission. The classic elegant design of this spotlight is the result of very well-versed staff and an excellent raw materials choice. The COB LED is specially chosen to provide high lumen results in uniform and pleasant light effect. It has a standard beam angle of 15°, 24°, 38° & 60°. The product is compatible with all leading sensor brands with dimming options in 0-10V or DALI.

Area of Application

Offices, Villas, Apartments, Stores & Malls



IK07			
IP44	DALI	1-10 DIMMING	PHASE DIMMING
LM-80	Energy Star	LED	COB
CRI >90	RoHS	CE	Series Wiring
85-265V 50/60Hz			
LED DRIVERS	MV	TRIDONIC	Lyte Master

LED source: bridgeLUX, CREE, Lyte Master