



FEATURES

Housing: Die Cast aluminum powder coated.

Reflector: Aluminium

Diffuser: PMMA Diffuser

Light Source: BridgeLux USA

Life Span: 50,000 Hrs

Operating Temp: -20°C to 50°C

Manufactured in accordance with all International Standards

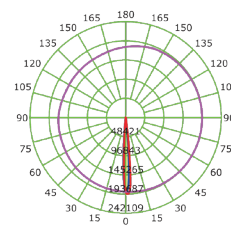
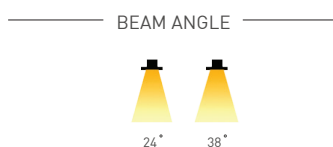
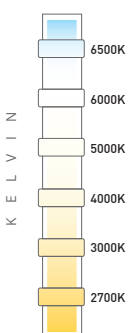
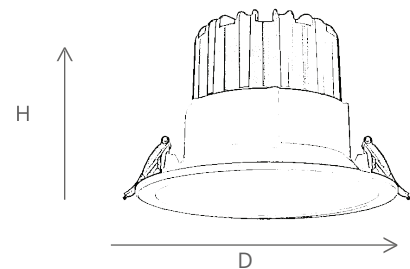
Product Model	Total Power	Lumen	CCT	Dimension	Cut-Out
LM-022-DLZLSCW-9W	9W	900 Lm	6000K	Dia:100xH76mm	Dia:80mm
LM-022-DLZLSNW-9W	9W	900 Lm	4000K	Dia:100xH76mm	Dia:80mm
LM-022-DLZLSWW-9W	9W	900 Lm	3000K	Dia:100xH76mm	Dia:80mm
LM-022-DLZLSCW-15W	15W	1500 Lm	6000K	Dia:140xH96mm	Dia:115mm
LM-022-DLZLSNW-15W	15W	1500 Lm	4000K	Dia:140xH96mm	Dia:115mm
LM-022-DLZLSWW-15W	15W	1500 Lm	3000K	Dia:140xH96mm	Dia:115mm
LM-022-DLZLSCW-20W	20W	2000 Lm	6000K	Dia:165xH112mm	Dia:135mm
LM-022-DLZLSNW-20W	20W	2000 Lm	4000K	Dia:165xH112mm	Dia:135mm
LM-022-DLZLSWW-20W	20W	2000 Lm	3000K	Dia:165xH112mm	Dia:135mm
LM-022-DLZLSCW-30W	30W	3000 Lm	6000K	Dia:190xH132mm	Dia:160mm
LM-022-DLZLSNW-30W	30W	3000 Lm	4000K	Dia:190xH132mm	Dia:160mm
LM-022-DLZLSWW-30W	30W	3000 Lm	3000K	Dia:190xH132mm	Dia:160mm

Description

Lyte Master Crystal Pro LED square down light are environment friendly thanks to the energy consumption savings guaranteed from its characteristics. It has a classic shape and minimal design. Suitable for lobbies, corridors, elevators, conference rooms, common spaces, kitchen and interiors in commercial, hospitality, and residential environments. The product is compatible with all leading sensor brands with dimming options in 0-10V or DALI.

Area of Application

Offices, Villas, Apartments, Stores & Malls



IK07	IP44	DALI	1-10 DIMMING	PHASE DIMMING
LM-80	SmartLight	LED	COB	
CRI >90	RoHS	CE	Series Wiring	
85-265V 50/60Hz				
LED DRIVERS	ALUMINA	TRIDONIC	Lyte Master	LED SOURCES: bridgeLux, CREE, Lyte Master