



## FEATURES

Housing: Die Cast aluminum powder coated.

Reflector: Anodized Aluminium

Diffuser: Tempered Glass

Light Source: BridgeLux USA

Life Span: 50,000 Hrs

Operating Temp: -20°C to 50°C

**Manufactured in accordance with all International Standards**

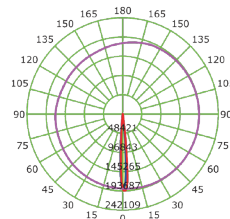
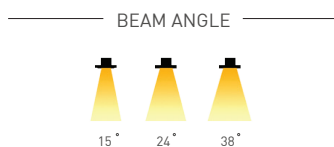
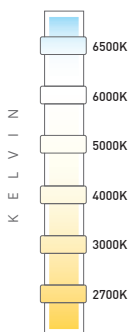
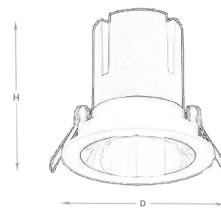
## Description

Lyte Master Hira Pro LED down light adopts qualified super bright LEDs as light source, which are stable, long life and have no UV & IR emission. The classic deep source elegant design of this spotlight is the result of very well-versed staff and an excellent raw materials choice giving it a seamless feel on the ceiling. The COB LED is specially chosen to provide high lumen results in uniform and pleasant light effect. It has different beam angles. The product is compatible with all leading sensor brands with dimming options in 0-10V or DALI.

## Area of Application

Offices, Villas, Apartments, Stores & Malls

Product Model	Total Power	Lumen	CCT	Dimension	Cut-Out
LM-022-DLZ2HCW-15W	15W	1500 Lm	6000K	Dia:115x115mm	Dia:100mm
LM-022-DLZ2HNW-15W	15W	1500 Lm	4000K	Dia:115x115mm	Dia:100mm
LM-022-DLZ2HWW-15W	15W	1500 Lm	3000K	Dia:115x115mm	Dia:100mm
LM-022-DLZ2HCW-20W	20W	2000 Lm	6000K	Dia:115x115mm	Dia:100mm
LM-022-DLZ2HNW-20W	20W	2000 Lm	4000K	Dia:115x115mm	Dia:100mm
LM-022-DLZ2HWW-20W	20W	2000 Lm	3000K	Dia:115x115mm	Dia:100mm
LM-022-DLZ2HCW-30W	30W	3000 Lm	6000K	Dia:140x145mm	Dia:125mm
LM-022-DLZ2HNW-30W	30W	3000 Lm	4000K	Dia:140x145mm	Dia:125mm
LM-022-DLZ2HWW-30W	30W	3000 Lm	3000K	Dia:140x145mm	Dia:125mm
LM-022-DLZ2HCW-40W	40W	4000 Lm	6000K	Dia:165x160mm	Dia:150mm
LM-022-DLZ2HNW-40W	40W	4000 Lm	4000K	Dia:165x160mm	Dia:150mm
LM-022-DLZ2HWW-40W	40W	4000 Lm	3000K	Dia:165x160mm	Dia:150mm



IK07	DALI			1-10 DIMMING	PHASE DIMMING
IP44	LM-80	LED	COB	Series Wiring	
CRI >90	ROHS	CE	85-265V   50/60Hz		

LED DRIVERS: MWM TRIDONIC Lyte Master

LED CHIPS: bridgeLux CREE+ Lyte Master