



FEATURES

Housing: Extruded aluminum powder coated.

Diffuser: PC Opal

Light Source: BridgeLux USA

Life Span: 50,000 Hrs

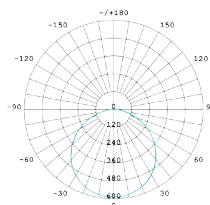
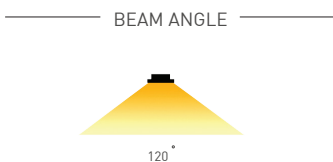
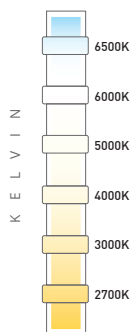
Operating Temp: -20°C to 50°C

Manufactured in accordance with all International Standards

Dimension
595 X 595 X H 12 mm



Product Model	Total Power	Lumen	CCT	Dimension
LM-001-PL5CW-32W	32W	3200 Lm	6000K	600x600mm
LM-001-PL5NW-32W	32W	3200 Lm	4000K	600x600mm
LM-001-PL5WW-32W	32W	3200 Lm	3000K	600x600mm
LM-001-PL5CW-36W	36W	3600 Lm	6000K	600x600mm
LM-001-PL5NW-36W	36W	3600 Lm	4000K	600x600mm
LM-001-PL5WW-36W	36W	3600 Lm	3000K	600x600mm
LM-001-PL5CW-40W	40W	4000 Lm	6000K	600x600mm
LM-001-PL5NW-40W	40W	4000 Lm	4000K	600x600mm
LM-001-PL5WW-40W	40W	4000 Lm	3000K	600x600mm




Description

Lyte Master Accent LED slim panel light are recessed with edge-lit LED luminaire. LED driver, DALI dimmable. Class II electrical, IP40 - IP20, Impact strength: IK02. Body: sheet steel, finished white. Diffuser: UV-stabilised polycarbonate diffuser. The anodized frame is stylish and fashionable with everlasting color. It has a standard beam angle of 120°. The product is compatible with all leading sensor brands with dimming options in 0-10V or DALI.

Area of Application

Kitchen, Offices, Factories, Villas & Supermarkets



IK02	IP40	DALI	1-10 DIMMING	PHASE DIMMING
LM-80	LM-80	LED	SMD	
CRI >90	ROHS	CE	Series Wiring	
100-240V 50/60Hz				
LED DRIVERS	MWM	TRIDONIC	Lyte Master	LED CHIPS: bridgeLux, CREE