



## Description

Lyte Master Core is an LED In-Ground Uplight creating a very positive effect. It can be used to flood facades strikingly with light. Dark outdoor areas are a thing of the past. The Core Uplight is either buried flush with the ground or it can be visible like an elegant object. Maximum effect but still glare-free illumination: for residential buildings, villas, gardens and castles

## FEATURES

Housing: Aluminium Alloy with SS 309/316 trim.

Diffuser: Tempered Glass.

Reflector: Aluminium.

Light Source: BridgeLux USA

Life Span: 50,000 Hrs

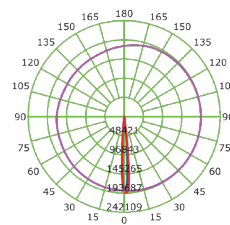
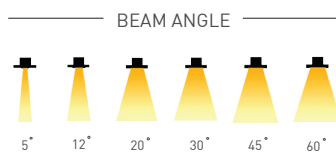
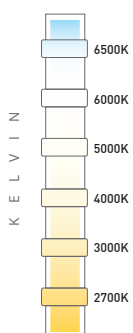
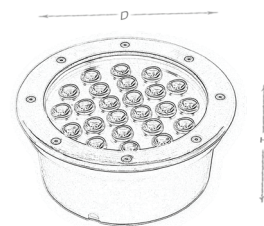
Operating Temp: -20°C to 50°C

**Manufactured in accordance with all International Standards**

## Area of Application

Wall Mounted, Outdoor, Pillar Mounted

Product Model	Total Power	Lumen	CCT	Dimension DxH	Cut-Out
LM-002-IGC3CW-20W	20W	2000 Lm	6000K	Dia:300x100mm	Dia:290mm
LM-002-IGC3NW-20W	20W	2000 Lm	4000K	Dia:300x100mm	Dia:290mm
LM-002-IGC3WW-20W	20W	2000 Lm	3000K	Dia:300x100mm	Dia:290mm
LM-002-IGC3CW-40W	40W	4000 Lm	6000K	Dia:300x100mm	Dia:290mm
LM-002-IGC3NW-40W	40W	4000 Lm	4000K	Dia:300x100mm	Dia:290mm
LM-002-IGC3WW-40W	40W	4000 Lm	3000K	Dia:300x100mm	Dia:290mm



IK08	DALI			1-10 DIMMING	PHASE DIMMING
IP67	LM-80	LM-80	LED	COB	
CRI >90	RoHS	CE	Series Wiring		
85-265V   50/60Hz					
LED DRIVERS	MW	TRIDONIC	Lyte Master		

LED CHIPS: bridgeLux, CREE, Lyte Master