



FEATURES

- Housing: Die Cast Aluminium.
- Diffuser: Tempered Glass.
- Reflector: PMMA Lens
- Light Source: BridgeLux USA
- Life Span: 50,000 Hrs
- Operating Temp: -20°C to 50°C

Manufactured in accordance with all International Standards

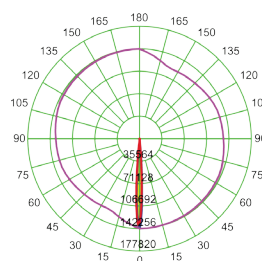
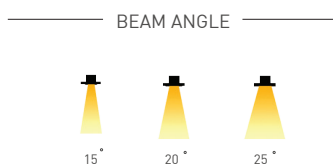
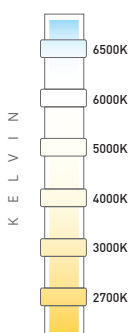
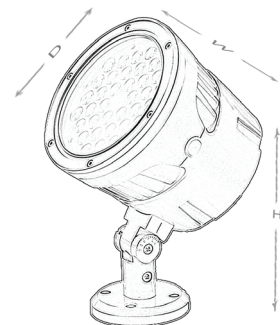
Product Model	Total Power	Lumen	CCT	Dimension WxDxH
LM-010-FLSPECW-50W	50W	5500 Lm	6000K	220x200x320mm
LM-010-FLSPENW-50W	50W	5500 Lm	4000K	220x200x320mm
LM-010-FLSPEWW-50W	50W	5500 Lm	3000K	220x200x320mm
LM-010-FLSPECW-60W	60W	6600 Lm	6000K	220x200x320mm
LM-010-FLSPENW-60W	60W	6600 Lm	4000K	220x200x320mm
LM-010-FLSPEWW-60W	60W	6600 Lm	3000K	220x200x320mm
LM-010-FLSPECW-80W	80W	8800 Lm	6000K	220x200x320mm
LM-010-FLSPENW-80W	80W	8800 Lm	4000K	220x200x320mm
LM-010-FLSPEWW-80W	80W	8800 Lm	3000K	220x200x320mm
LM-010-FLSPECW-100W	100W	11000 Lm	6000K	220x200x320mm
LM-010-FLSPENW-100W	100W	11000 Lm	4000K	220x200x320mm
LM-010-FLSPEWW-100W	100W	11000 Lm	3000K	220x200x320mm

Description

Lyte Master Discovery has promising LED source giving high performances while saving energy, in the respect of all the modern norms and the human health comfort and safety. The light is bright, uniform and intense but comfortable, with low glare ratings. Discovery can be used for outdoor use. Its simple frame houses an energy efficient LED light source, which ensures excellent performances and energy saving at the same time.

Area of Application

Facade, Garden & Focus Light



IK07			
IP66	DALI	1-10 DIMMING	PHASE DIMMING
LM-80	LED	SMD	
CRI >90	RoHS	CE	Series Wiring
100-240V 50/60Hz		DC 24V	
LED DRIVERS	TRIDONIC	Lyte Master	LED SOURCE: BRIDGELUX, CREE