



Description

Lyte Master Polar Bollard has the classic design of a bollard light, available with little differences in the top shape to satisfy the details lovers. The light source is an LED high efficiency system, which ensures high performances while saving energy. All the items have features like easy installation, very low maintenance needs and full safety for electrical systems and people.

FEATURES

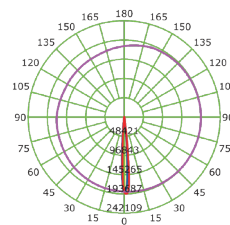
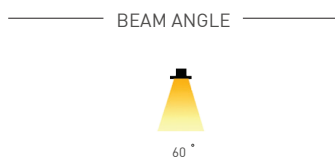
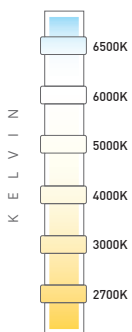
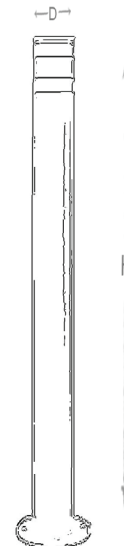
- Housing: Die Cast Aluminium Powder coated.
- Diffuser: Opal Polycarbonate.
- Light Source: BridgeLux USA
- Life Span: 50,000 Hrs
- Operating Temp: -20°C to 50°C

Manufactured in accordance with all International Standards

Product Model	Total Power	Lumen	CCT	Dimension DxH
LM-011-BG7CW-10W	10W	1000 Lm	6000K	Dia:110x1000
LM-011-BG7NW-10W	10W	1000 Lm	4000K	Dia:110x1000
LM-011-BG7WW-10W	10W	1000 Lm	3000K	Dia:110x1000
LM-011-BG7CW-15W	15W	1500 Lm	6000K	Dia:110x1000
LM-011-BG7NW-15W	15W	1500 Lm	4000K	Dia:110x1000
LM-011-BG7WW-15W	15W	1500 Lm	3000K	Dia:110x1000
LM-011-BG7CW-18W	18W	1800 Lm	6000K	Dia:110x1000
LM-011-BG7NW-18W	18W	1800 Lm	4000K	Dia:110x1000
LM-011-BG7WW-18W	18W	1800 Lm	3000K	Dia:110x1000

Area of Application

Facade & Garden



IK07	IP65	DALI	1-10 DIMMING	PHASE DIMMING
LM-80	LED	COB	CRI >90	RoHS
CE	Series Wiring	85-265V 50/60Hz		

LED DRIVERS: MWM TRIDONIC Lyte Master
LED CHIPS: bridgeLux, CREE+ Lyte Master