



FEATURES

- Housing: Die Cast Aluminium with SS 309/316 trim.
- Diffuser: Tempered Glass.
- Reflector: Aluminium.
- Light Source: Bridgelux USA
- Life Span: 50,000 Hrs
- Operating Temp: -20°C to 50°C

Manufactured in accordance with all International Standards

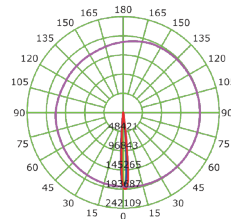
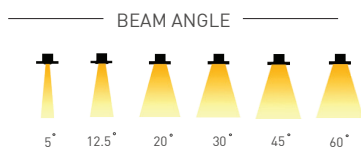
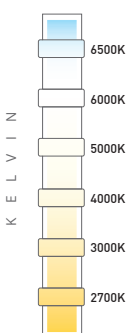
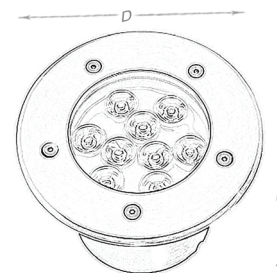
Product Model	Total Power	Lumen	CCT	Dimension DxH	Cut-Out
LM-003-IGHCICW-12W	12W	1200 Lm	6000K	160x90mm	Dia:155mm
LM-003-IGHCINW-12W	12W	1200 Lm	4000K	160x90mm	Dia:155mm
LM-003-IGHCIWW-12W	12W	1200 Lm	3000K	160x90mm	Dia:155mm
LM-003-IGHCICW-15W	15W	1500 Lm	6000K	180x90mm	Dia:175mm
LM-003-IGHCINW-15W	15W	1500 Lm	4000K	180x90mm	Dia:175mm
LM-003-IGHCIWW-15W	15W	1500 Lm	3000K	180x90mm	Dia:175mm
LM-003-IGHCICW-18W	18W	1800 Lm	6000K	180x90mm	Dia:175mm
LM-003-IGHCINW-18W	18W	1800 Lm	4000K	180x90mm	Dia:175mm
LM-003-IGHCIWW-18W	18W	1800 Lm	3000K	180x90mm	Dia:175mm

Description

Lyte Master Panache LED in-ground luminaire decorates your outdoors. A clean beam of energy-efficient LED light is available in a package characterized by easy maintenance. From die-cast aluminium body, this fixture is designed for years of corrosion-resistant use. Intended for installation in soil or gravel. The LED system provides very convenient quality / price report, as it is warranty of energy savings up to 90% compared to the old luminaires.

Area of Application

Ramp Light, Wall Recessed, Walkway Light



IK08	DALI			1-10 DIMMING	PHASE DIMMING
IP67	LM-80	LED	COB		
CRI >90	RoHS	CE	Series Wiring		
85-265V 50/60Hz					
LED DRIVERS	MW	TRIDONIC	Lyte Master		